



# ARTWORK GUIDELINES

Our speciality is custom printed gazebos!

Whether it be a simple name/messaging or logo print to an all-over high definition dye sublimation print, our team of creatives will work with you to **bring your brand to life** and create a stunning personalised gazebo or accessory!



## SEE YOUR DESIGN MOCKED UP

We take great pride in the professional quality of our work and to ensure your custom printed gazebo and/or promotional accessory is printed to the highest quality we ask that you please adhere to the following guidelines when submitting your artwork to us.

We offer a free artwork mock-up service and our in-house design team work hard to turnaround visuals within 24 hours\* of receiving your enquiry to show you how your printed gazebo/accessory will look. Alternatively you can submit your own template by following the guidelines below.

\*Lead times may vary during peak times



**STEP 1:** Once you have decided on the **type of gazebo, flag/banner/tablecover etc** you require for custom printing, you'll need to complete our **free visual enquiry form** and upload all your branding (including logos, texts/font files, colour pantones etc). We've put some design guidelines together to help explain what we require from you (please see page 2).

**STEP 2:** On receipt of your enquiry form and artwork files, our design team will then begin work creating a visual for you. Your proof will be emailed over to you as a low resolution .pdf file along with your quotation. This visual can then either be 'tweaked' or approved for printing.

## Design YOUR OWN




If you're producing your own artwork, we strongly encourage you to use and **download our product specific artwork templates**. Please feel free to call us if you have any questions relating to any of the templates.

**STEP 1:** Please familiarise yourself with our design guidelines overleaf to check your artwork complies with our requirements before saving and sending us your template. Please include any brand information e.g. specific pantone colours on the template itself to ensure correct colour matching. As mentioned in our design guidelines, we ask that all submitted files be saved in CMYK colour mode as RGB is primarily for artwork that is intended to be viewed on screen only.

**STEP 2:** Please save your artwork template as a hi-res .pdf file and email it over to [sales@gazeboshop.co.uk](mailto:sales@gazeboshop.co.uk) Print files smaller than 9MB can be emailed to us; however we recommend using a file sharing programme, such as **We Transfer** for files larger than 9MB.

**STEP 3:** We will then put an accurate quotation on receipt of your artwork template and email you a low resolution .pdf for approval ahead of production.

 **Please note quoted delivery times for our printed products are from receipt of confirmed order and approved artwork.** Our artwork visuals are copyright protected and should not be forwarded to other companies. A design fee will be enforced should this happen.

# Design GUIDELINES



**VECTOR ARTWORK:** We require any logos and artwork in vector format, such as: AI (Adobe Illustrator), EPS or PDF (any vector graphics must be saved in pdf).

The main advantage of vector artwork (composed of lines and curves) is that it can be scaled to literally any size without quality loss, whereas pixel-based raster artwork is generally not suitable for large-scale printing and cannot be enlarged without losing image quality. Microsoft Office files such as .doc and .ppt are not suitable for print.



Raster images pixelate and lose quality when resized

Vector files remain crisp and sharp and never lose quality when resized




**IMAGES:** To achieve vibrant, picture-perfect prints at full scale, photographic images (raster files) should be supplied in high resolution (ideally 300 dpi) in either JPG, TIFF or PNG format. The minimum resolution we accept is 72 dpi. If in doubt, please feel free to forward us any images and we'll be more than happy to check the quality of the files for you.

**LARGE FILES:** We recommend using We Transfer or any similar file sharing programme for files larger than 9MB.

**FONTS & TEXT:** We advise any text is converted to outlines (as we won't necessarily have your font on our systems). However if this isn't possible and you require us to print a custom font we ask that you send us the font file itself.

**ARTWORK REDRAW SERVICE:** We can redraw/convert rasterised, low resolution images to vector format for an additional fee. Once your logo has been redrawn into a vector format it is then suitable for large-scale prints and you will be able to use it for just about anything; from a promo bag to a magnificent billboard, you won't need to worry about blurry, jagged edges anymore! Please don't hesitate to ask us on submitting your artwork.



BEFORE redraw:  
low quality raster image



AFTER redraw:  
high quality vector

**COLOURS:** All artwork is printed in CMYK colour mode. RGB is the color scheme that is associated with electronic displays, such as LCD monitors. Artwork that uses RGB is intended to be viewed on screen and not to be printed. Therefore to ensure colour accuracy, we ask that all submitted files be saved in CMYK. Please be aware that slight colour variation may occur in the printing process from monitor to output.

